


DigiTemp™

Digital Water Tempering System

Features

- Configurable on location. Does not require factory pre-programming or special software and laptop
- Controls water temperature to $\pm 2^\circ\text{F}$ in accordance with ASSE 1017
- Control $\pm 2^\circ\text{F}$ during periods of low/zero demand
- 3.5" full-color, user-selectable touch screen display
- User programmable high-temperature sanitization mode
- In case of power or cold water failure, valve flows full cold for safety with manual override feature to set mixed outlet temperature
- Settings can be adjusted/monitored at the controller or remotely through BAS (Building Automation System)
- Displays pressure, temperature and flow/BTU data
- Pass code protected for security
- User programmable high temperature alarm
- Five-year warranty
- NSF 372 compliant



Capacity

Flow Capacity at 50-50 Mixed Ratio							
Model	Valve Configuration	Min. System Draw	C_v	Pressure Drop Across Valve			
				5 psi (34 kPa)	10 psi (69 kPa)	20 psi (138 kPa)	30 psi (207 kPa)
V85	1.5" Single Valve	0.5 gpm	26.88	60 gpm 227 lpm	85 gpm 322 lpm	120 gpm 454 lpm	147 gpm 556 lpm
V135	2" Single Valve	0.5 gpm	42.70	96 gpm 363 lpm	135 gpm 511 lpm	191 gpm 723 lpm	234 gpm 886 lpm
V85-2	1.5" Dual Valve	0.5 gpm	53.57	120 gpm 454 lpm	170 gpm 644 lpm	240 gpm 908 lpm	294 gpm 1113 lpm
V135-2	2" Dual Valve	0.5 gpm	85.27	192 gpm 727 lpm	270 gpm 1022 lpm	382 gpm 1446 lpm	468 gpm 1772 lpm

Specifications*

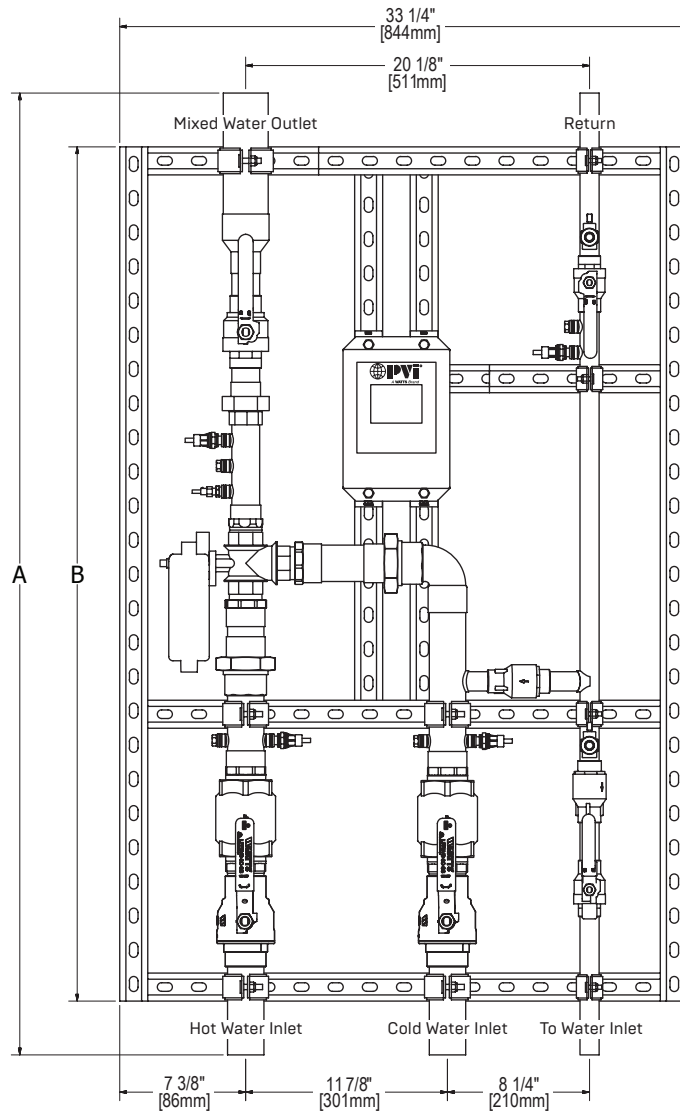
Max Operating Pressure 200 psi (1379 kPa)
 Max Hot Water Temperature 200°F (93°C)
 Min Hot Water Supply Temp ... 2°F (1°C) above set pt
 Hot Water Inlet Temp Range 120-180°F (49-82°C)

Cold Water Inlet Range 39-80°F (4-27°C)
 Min Flow 0.5 gpm (1.89 lpm)
 Temp Adjustment Range 80-180°F (27-82°C)
 Listing /Compliance ASSE 1017, cUPC,
 NSF, CSA 24/UL873

*Refer to manual for complete details

Dimensions

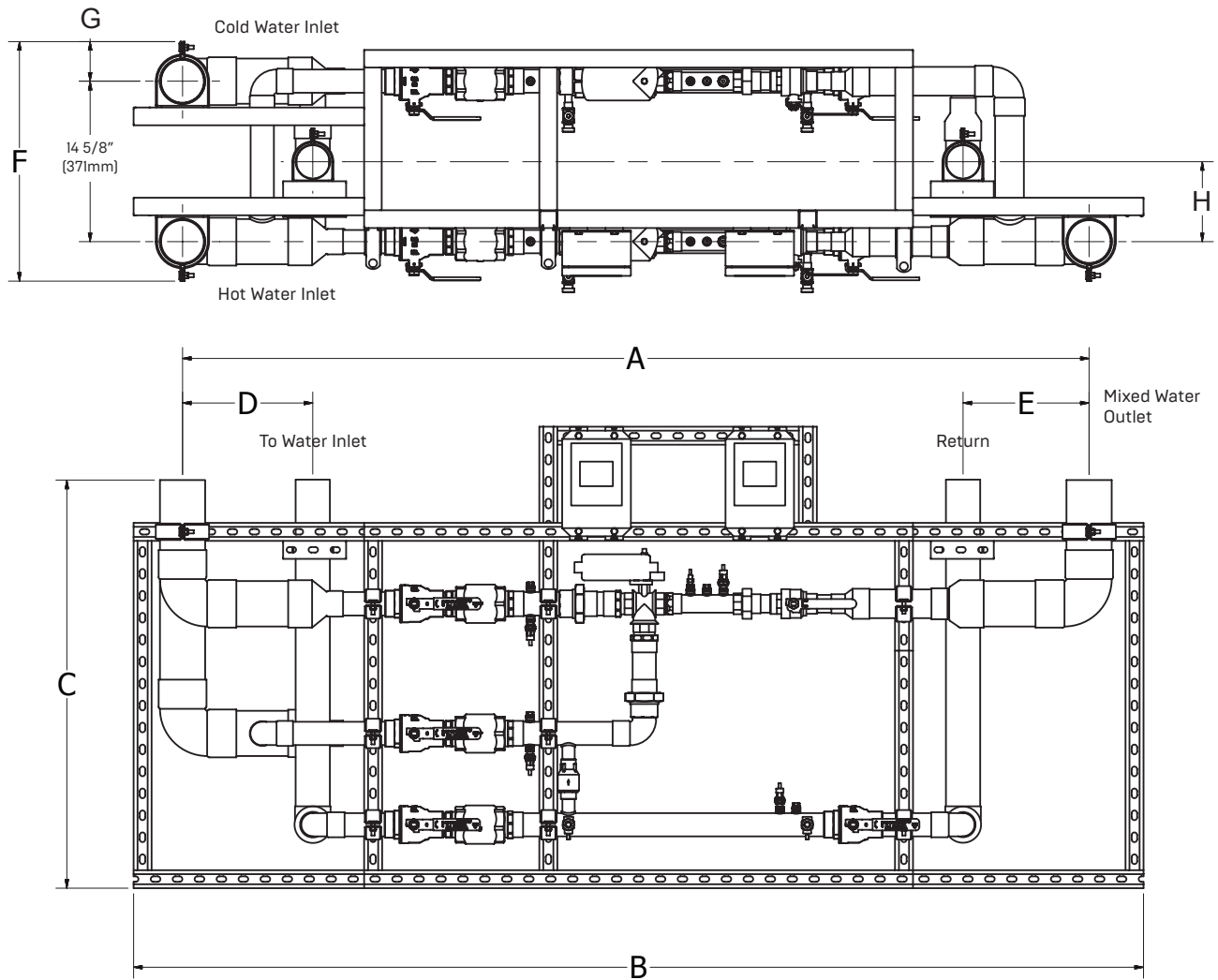
Single Valve DigiTemp
(models V85-1 and V135-1)



Model Series	Inlets	Outlet	Return	A	B
V85-1AXXNP	2" (50mm)	2 1/2" (63mm)	1" (25mm)	56 3/8" (1431mm)	50" (1270mm)
V85-1AFXNP+	2" (50mm)	2 1/2" (63mm)	1" (25mm)	56 3/8" (1431mm)	50" (1270mm)
V85-1AXSNP	2" (50mm)	2 1/2" (63mm)	1" (25mm)	78 1/4" (1988mm)	72" (1829mm)
V85-1AFSNP+	2" (50mm)	2 1/2" (63mm)	1" (25mm)	78 1/4" (1988mm)	72" (1829mm)
V85-1BXXNP	2" (50mm)	2 1/2" (63mm)	2" (50mm)	56 3/8" (1431mm)	50" (1270mm)
V85-1BXXNP+	2" (50mm)	2 1/2" (63mm)	2" (50mm)	56 3/8" (1431mm)	50" (1270mm)
V85-1BFXNP	2" (50mm)	2 1/2" (63mm)	2" (50mm)	78 1/4" (1988mm)	72" (1829mm)
V85-1BFSNP+	2" (50mm)	2 1/2" (63mm)	2" (50mm)	78 1/4" (1988mm)	72" (1829mm)
V135-1AXXNP	2 1/2" (63mm)	3" (75mm)	1" (25mm)	63 5/8" (1615mm)	57" (1448mm)
V135-1AXSNP+	2 1/2" (63mm)	3" (75mm)	1" (25mm)	63 5/8" (1615mm)	57" (1448mm)
V135-1AFXNP	2 1/2" (63mm)	3" (75mm)	1" (25mm)	80 3/4" (2038mm)	74" (1880mm)
V135-1AFSNP+	2 1/2" (63mm)	3" (75mm)	1" (25mm)	80 3/4" (2038mm)	74" (1880mm)
V135-1BXXNP	2 1/2" (63mm)	3" (75mm)	2" (50mm)	63 5/8" (1615mm)	57" (1448mm)
V135-1BXXNP+	2 1/2" (63mm)	3" (75mm)	2" (50mm)	63 5/8" (1615mm)	57" (1448mm)
V135-1BFXNP	2 1/2" (63mm)	3" (75mm)	2" (50mm)	80 3/4" (2038mm)	74" (1880mm)
V135-1BFSNP+	2 1/2" (63mm)	3" (75mm)	2" (50mm)	80 3/4" (2038mm)	74" (1880mm)

Dimensions

Dual Valve DigiTemp
(models V85-2 and V135-2)



Model	Inlets	Outlet	Return	A	B	C	D	E	F	G	H
V85-2CXXNP	4" (100mm)	4" (100mm)	3" (75mm)	82 5/8" (2099mm)	92" (2337mm)	37 1/8" (943mm)	11 7/8" (301mm)	11 1/2" (292mm)	21 7/8" (555mm)	3 5/8" (92mm)	7 1/4" (184mm)
V85-2CXSNP	4" (100mm)	4" (100mm)	3" (75mm)	90 5/8" (2302mm)	100" (2540mm)	37 1/8" (943mm)	11 7/8" (301mm)	11 1/2" (292mm)	21 7/8" (555mm)	3 5/8" (92mm)	7 1/4" (184mm)
V85-2CFXNP	4" (100mm)	4" (100mm)	3" (75mm)	104 3/8" (2651mm)	113 3/4" (2889mm)	37 1/8" (943mm)	11 7/8" (301mm)	11 1/2" (292mm)	21 7/8" (555mm)	3 5/8" (92mm)	7 1/4" (184mm)
V85-2CFSNP	4" (100mm)	4" (100mm)	3" (75mm)	112 3/8" (2854mm)	121 3/4" (3092mm)	37 1/8" (943mm)	11 7/8" (301mm)	11 1/2" (292mm)	21 7/8" (555mm)	3 5/8" (92mm)	7 1/4" (184mm)
V135-2CXXNP	6" (150mm)	6" (150mm)	3" (75mm)	91 3/4" (2330mm)	100" (2540mm)	41 3/4" (1060mm)	13" (330mm)	13 1/2" (344mm)	23 1/2" (597mm)	4 1/2" (114mm)	7 3/8" (187mm)
V135-2CXSNP	6" (150mm)	6" (150mm)	3" (75mm)	103" (2616mm)	111 1/4" (2838mm)	41 3/4" (1060mm)	13" (330mm)	13 1/2" (344mm)	23 1/2" (597mm)	4 1/2" (114mm)	7 3/8" (187mm)
V135-2CFXNP	6" (150mm)	6" (150mm)	3" (75mm)	107 3/4" (2737mm)	116" (2946mm)	41 3/4" (1060mm)	13" (330mm)	13 1/2" (344mm)	23 1/2" (597mm)	4 1/2" (114mm)	7 3/8" (187mm)
V135-2CFSNP	6" (150mm)	6" (150mm)	3" (75mm)	121 3/8" (3083mm)	130" (3302mm)	41 3/4" (1060mm)	13" (330mm)	13 1/2" (344mm)	23 1/2" (597mm)	4 1/2" (114mm)	7 3/8" (187mm)

Ordering Information

Standard Capacity - Single Valve

Valve	Inlets (in)	Outlet (in)	Order Code
V85	2" (50mm)	2 1/2" (63mm)	V85-1
V135	2 1/2" (63mm)	3" (75mm)	V135-1

Return Pipe Size

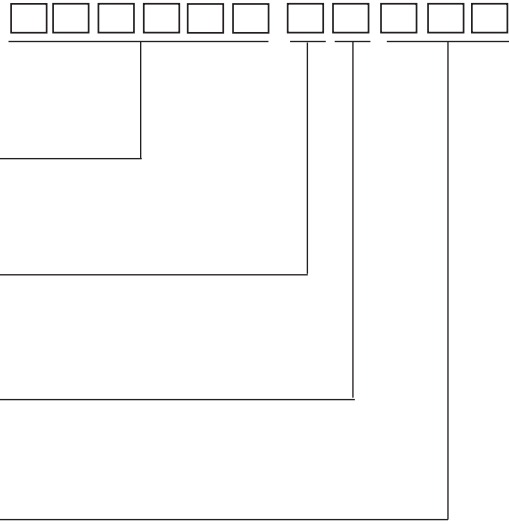
1"	A
2"	B

Flow/BTU Package

None	X
Flow/BTU Package	F

Strainers*

None	XNP
On inlets	SNP



*Strainers ship loose and must be installed by a plumber at the job site

High Capacity - Dual Valve

Valve	Inlets	Outlet	Order Code
V85	4" (100mm)	4" (100mm)	V85-2
V135	6" (150mm)	6" (150mm)	V135-2

Return Pipe Size

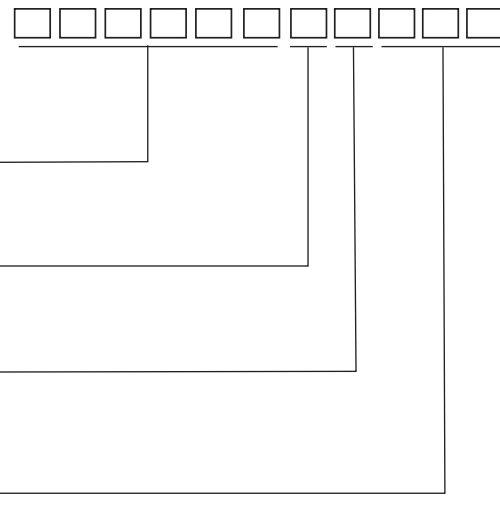
3"	C
----	---

Flow/BTU Package

None	X
Flow/BTU Package	F

Strainers

None	XNP
On inlets	SNP



Notice

A copy of the applicable limited warranty and disclaimers is available by request to PVI.com. The information contained herein is not intended to replace the full product installation and safety information available or the experience of a trained product installer. You are required to thoroughly read all installation instructions and product safety information before beginning the installation of this product.



PVI Industries, LLC
Fort Worth, Texas

PVI.com

PV 8710 5-2017