



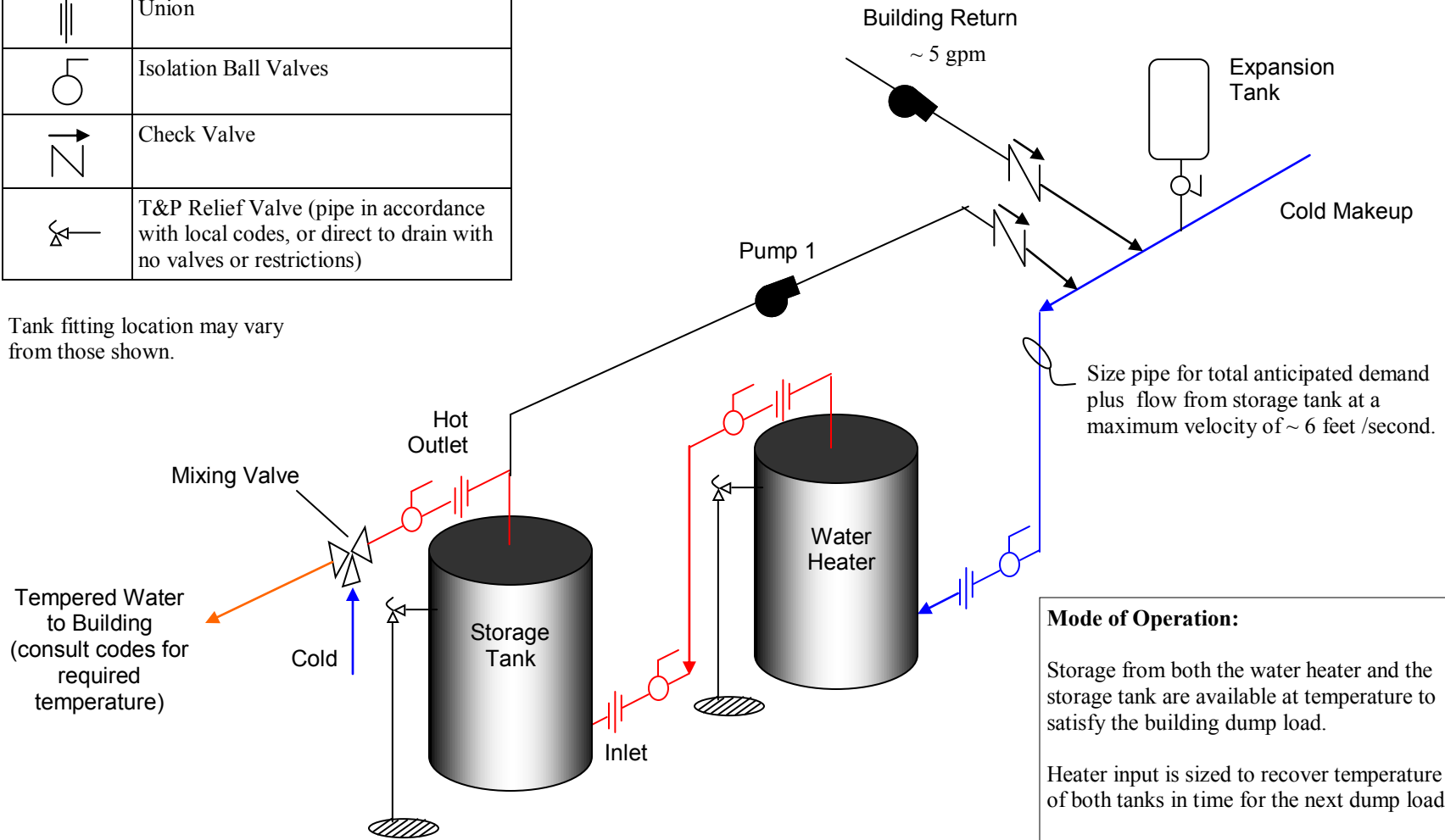


# PIPING GUIDELINE: SINGLE STORAGE WATER HEATER WITH SUPPLEMENTAL STORAGE TANK

**NOTE: For TURBOPOWER® 99 water heaters, refer to form PV 6770**

	Union
	Isolation Ball Valves
	Check Valve
	T&P Relief Valve (pipe in accordance with local codes, or direct to drain with no valves or restrictions)

Tank fitting location may vary from those shown.



### Mode of Operation:

Storage from both the water heater and the storage tank are available at temperature to satisfy the building dump load.

Heater input is sized to recover temperature of both tanks in time for the next dump load.

Pump1 operates continuously and is sized to circulate the entire contents of the storage tank once an hour.

