



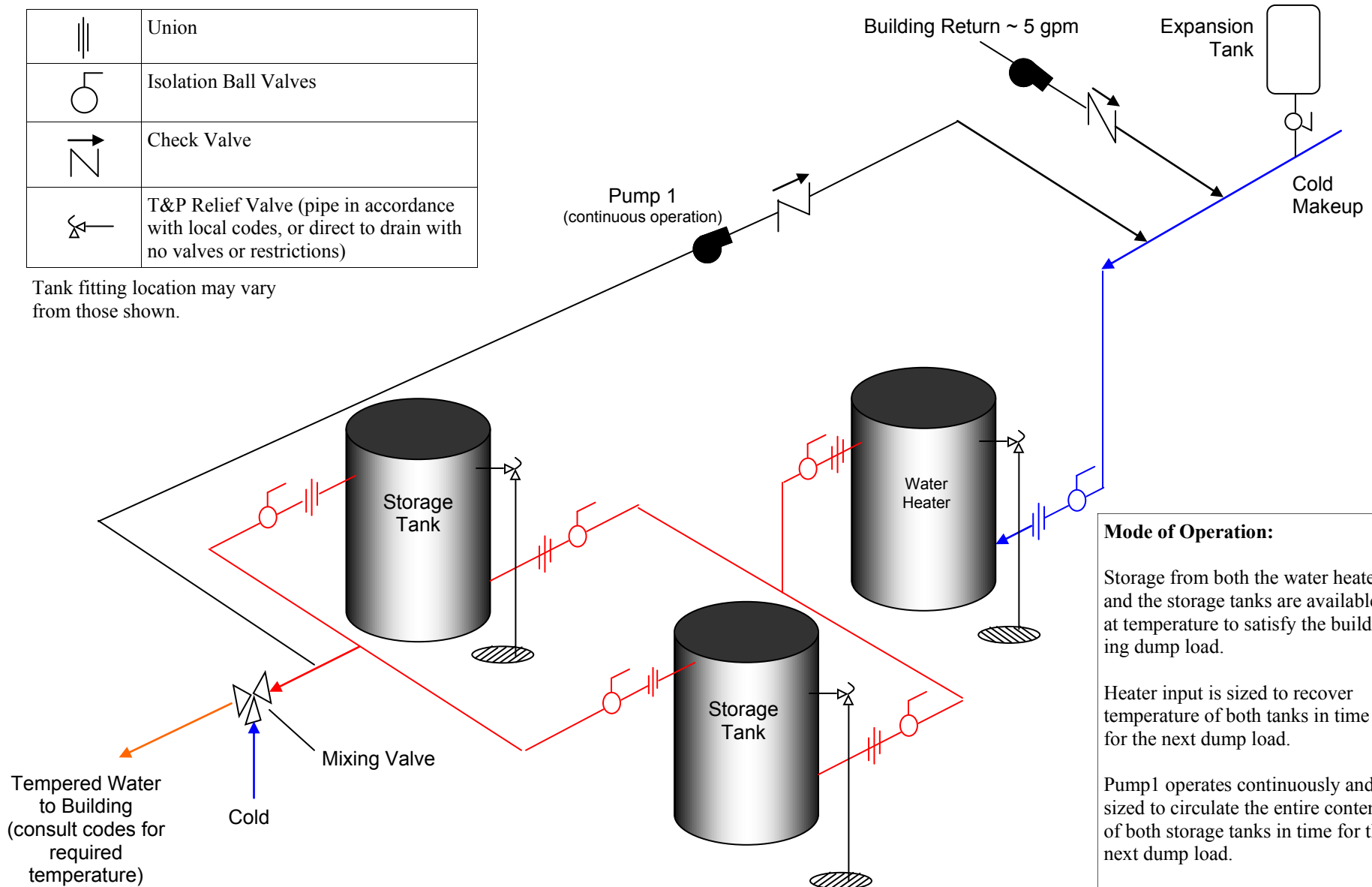


**PIPING GUIDELINE: ONE WATER HEATER WITH TWO SUPPLEMENTAL STORAGE TANKS**  
**NOTE: TURBOPOWER 99 water heaters have different piping requirements for re-circulated water, refer to form PV 6774.**

	Union
	Isolation Ball Valves
	Check Valve
	T&P Relief Valve (pipe in accordance with local codes, or direct to drain with no valves or restrictions)

Tank fitting location may vary from those shown.



**Mode of Operation:**

Storage from both the water heater and the storage tanks are available at temperature to satisfy the building dump load.

Heater input is sized to recover temperature of both tanks in time for the next dump load.

Pump1 operates continuously and is sized to circulate the entire contents of both storage tanks in time for the next dump load.

