



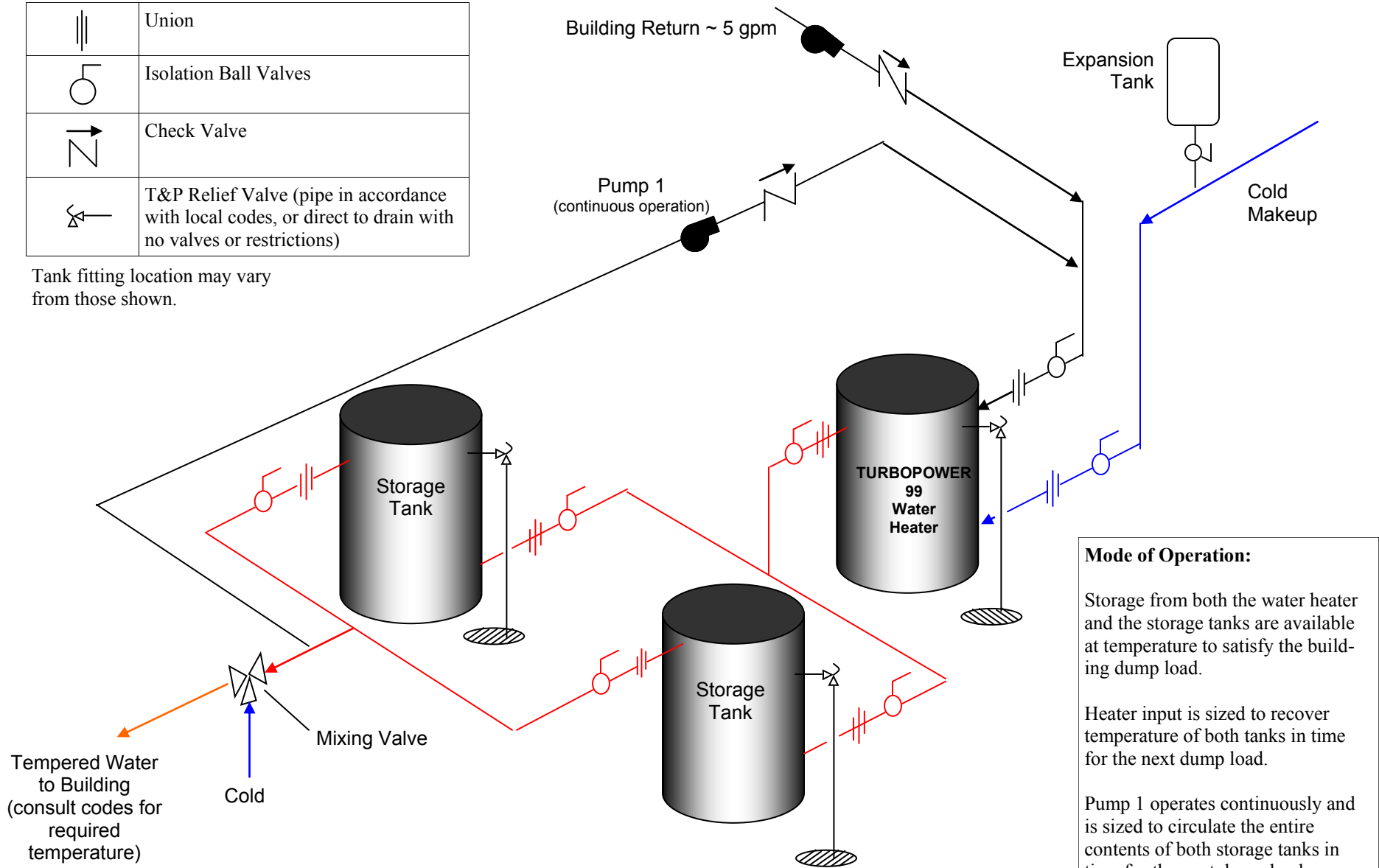


PIPING GUIDELINE: ONE TURBOPOWER® 99 WATER HEATER WITH TWO SUPPLEMENTAL STORAGE TANKS

	Union
	Isolation Ball Valves
	Check Valve
	T&P Relief Valve (pipe in accordance with local codes, or direct to drain with no valves or restrictions)

Tank fitting location may vary from those shown.



Mode of Operation:

Storage from both the water heater and the storage tanks are available at temperature to satisfy the building dump load.

Heater input is sized to recover temperature of both tanks in time for the next dump load.

Pump 1 operates continuously and is sized to circulate the entire contents of both storage tanks in time for the next dump load.



PVI INDUSTRIES, LLC
 FORT WORTH, TEXAS 76111
 (800) 784-8326 • (817) 335-9531 • www.pvi.com